



DIRECTIONAL LIGHTS DL-38-NL HID SERIES

TYPE

SPECIFICATIONS

CONSTRUCTION: Cast aluminum, cast brass or composite Bullet; matching heavy duty cast aluminum, brass or composite adjustable swivel

LENS: High impact clear tempered convex glass

O-RING: High temperature red silicone

LAMP SUPPLIED: None (150w max); Use only outdoor rated PAR38 lamps

SOCKET: High temperature ceramic medium base with 250° C silicone lead wires

WIRING: Standard 120 volt Black, White and Ground 9" lead wires

MOUNTING: None supplied. See Mounting Accessories below for options

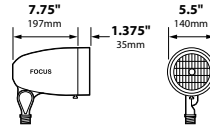
FINISH: Aluminum-Black texture polyester powder coat; optional finishes available
Brass-Unfinished brass; optional finishes available

DOWN LIGHTS: Add -D suffix to catalog number for down light without weep holes.

NOTE: Remote ballast required to correspond with PAR38 HID lamp to be used.
Consult factory for Above Grade and Direct Burial ballast options.

ORDERING INFORMATION

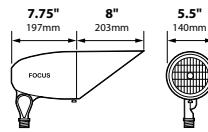
CATALOG NO.	DESCRIPTION	LAMP	SHIP WEIGHT
DL-38-NL-ECHID-BLT	Cast aluminum HID PAR38 Bullet, extension collar	None	5.0 lbs.
DL-38-NL-ECHID-BRS	Cast brass HID PAR38 Bullet, extension collar	None	7.0 lbs.
CDL-38-NL-ECHID	Composite HID PAR38 Bullet, extension collar	None	4.0 lbs.
DL-38-NL-ACHID-BLT	Cast aluminum HID PAR38 Bullet, angle collar	None	6.0 lbs.
DL-38-NL-ACHID-BRS	Cast brass HID PAR38 Bullet, angle collar	None	8.0 lbs.
CDL-38-NL-ACHID	Composite HID PAR38 Bullet, angle collar	None	4.0 lbs.



DL-38-NL-EC



**DOWN LIGHT
APPLICATION
AVAILABLE**



DL-38-NL-AC

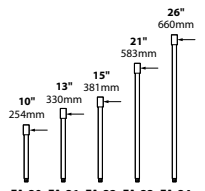
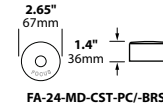
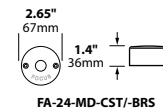
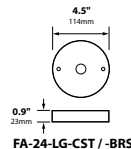
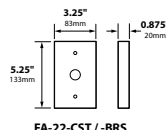
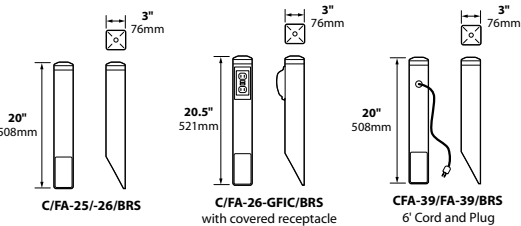


DL-38-NL-EC-HID-BRS

IP54



MOUNTING ACCESSORIES



FA-30 FA-31 FA-32 FA-33 FA-34
-BRS = Brass Models (Arrow:couplers)
STEM EXTENSIONS

BEAM/GLARE CONTROL ACCESSORIES

FA-08-38	Round 1/4" Hex Cell Louver
FA-10-38-BLUE	Blue Tempered Glass Lens
FA-10-38-GREEN	Green Tempered Glass Lens
FA-36	Aluminum Extension Cap, Tempered Convex Glass Lens
FA-36-BRS	Brass Extension Cap, Tempered Convex Glass Lens
CFA-36	Composite Extension Cap, Tempered Convex Glass Lens
FA-36-AC	Aluminum Angle Cap, Tempered Convex Glass Lens
FA-36-AC-BRS	Brass Angle Cap, Tempered Convex Glass Lens
CFA-36-AC	Composite Angle Cap, Tempered Convex Glass Lens
FA-99-38	Clear Tempered Convex Glass Lens
FA-96	10" Extra-Long Extension Shield (aluminum only)
FA-98-38	Linear Spread Tempered Glass Lens
FA-104-38	Wide Spread Tempered Glass Lens Softener

JOB INFORMATION

Type:	Date:
Job Name:	
Cat. No.:	
Lamp(s):	
Specifier:	
Contractor:	
Notes:	

FOCUS INDUSTRIES INC.
25301 COMMERCENTRE DRIVE
LAKE FOREST, CA 92630

www.focusindustries.com
sales@focusindustries.com
(949) 830-1350 • FAX (949) 830-3390

FSA-00

Powder Coat Finishes	Black Texture (Standard)	Antique Verde	Bronze Texture	Camel	White Texture	Hunter Texture	Rust	Weathered Iron	Weathered Brown	Stucco	Rubbed Verde	Chrome Powder	Terra Cotta
Ordering Code	-BLT	-ATV	-BRT	-CAM	-WTX	-HTX	-RST	-WIR	-WBR	-STU	-RBV	-CPR	-TRC