



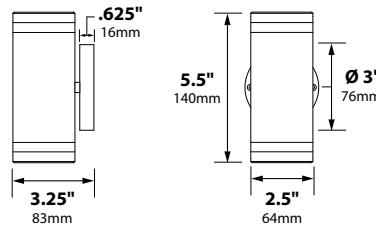
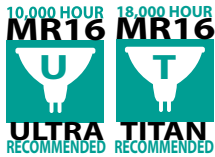
WALL MOUNT FIXTURE SL-16-MR16-SS



TYPE

SPECIFICATIONS

- CONSTRUCTION:** 316 stainless steel cylinder and canopy
- GASKET:** Black neosponge 0.190 thick closed cell
- LENS:** Clear tempered flat glass
- LAMP:** 2 x 20W MR16 FL(BAB) Bi-Pin (40w Max; 2 x 20w)
- LAMP LIFE:** 5000 hours average rating
- LAMP OPTIONS:** MR16 Ultra, 10,000 hours, MR16 Titan, 18,000 hours or 4w ARROW LED MR16, 50,000 hrs. Consult factory for wattage and beam spread
- SOCKET:** High temperature ceramic GU5.3 Bi-Pin with 250°C silicone lead wire
- WIRING:** 2 Black and 2 White 250°C silicone lead wires (12v only)
- MOUNTING:** Canopy included with 2 stainless steel #2 Phillips, flat head, wood screws.
- FINISH:** Machined



SL-16-MR16-SS

ORDERING INFORMATION

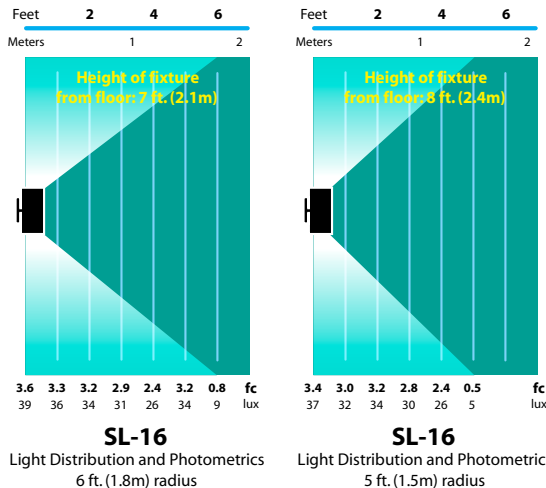
CATALOG NO.	DESCRIPTION	MAX. WATTAGE	SUPPLIED MOUNT	EST. SHIP. WEIGHT
SL-16-MR16-SS	12v 316 Stainless Steel Up/Down Wall mount light	40W (2 x 20W)	3" Ø Round Stainless Steel Canopy	2 lbs.

COLOR/BEAM/GLARE CONTROL ACCESSORIES

- FA-08-21** Round 1/8" Black Hex Cell Louver
- FA-11-BLUE** Blue Tempered Flat Glass Lens
- FA-11-GREEN** Green Tempered Flat Glass Lens
- FA-11-AMBER** Amber Tempered Flat Glass Lens
- FA-11-RED** Red Tempered Flat Glass Lens
- FA-98** Linear Spread Tempered Glass Lens
- FA-104-SB** Wide Spread Sand Blasted Glass Lens



LIGHT DISTRIBUTION AND PHOTOMETRICS



JOB INFORMATION	
Type:	Date:
Job Name:	
Cat.No.:	
Lamp(s):	
Specifier:	
Contractor:	
Notes:	
FOCUS INDUSTRIES INC. 25301 COMMERCENTRE DRIVE LAKE FOREST, CA 92630	
www.focusindustries.com sales@focusindustries.com (949) 830-1350 • FAX (949) 830-3390	

Powder Coat Finishes	Black Texture (Standard)	Antique Verde	Bronze Texture	Camel	White Texture	Hunter Texture	Rust	Weathered Iron	Weathered Brown	Stucco	Rubbed Verde	Chrome Powder	Terra Cotta
Ordering Code	-BLT	-ATV	-BRT	-CAM	-WTX	-HTX	-RST	-WIR	-WBR	-STU	-RBV	-CPR	-TRC



landscape • entertainment • architectural • hospitality • illumination

NEW PRODUCT eNEWS

www.focusindustries.com

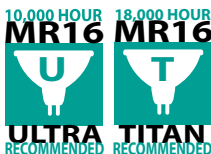
SL-16-MR16-SS



New Up/Down Stainless Steel Light

Machined 316 Grade Stainless Steel

2 x 20w MR16 FL (BAB) - standard or supplied



Lamp Options:

- 2 x 20w MR16 10k ULTRA
- 2 x 20w MR16 18k TITAN
- 2 x 4w 50,000 hr LED MR16

*** Many enhancements available**