



# WELL LIGHTS SL-20-MD 12 VOLT SERIES



TYPE

## SPECIFICATIONS

### CONSTRUCTION:

**BODY:** Fiberglass reinforced bronze composite with molded brass inserts for screws  
**LENS HOLDER & GRATE:** Fiberglass reinforced bronze composite, cast aluminum or cast brass  
**LENS:** High impact clear tempered convex glass

**LAMP SUPPLIED:** -MR16: 20 watt MR16 FL(BAB) 5000 hours average rating (50w max)  
 -PAR36: 36 watt PAR36 (QWFL) 4000 hour average rating (50w max)

**LAMP OPTIONS:** -MR16: We recommend 20 watt MR16 ULTRA 10,000 hours average rating;  
 20 watt MR16 TITAN 18,000 hours average rating; 4w ARROW LED 50,000 hours average rating

**SOCKET:** -MR16: High temperature ceramic GU5.3 bi-pin with 250°C silicone lead wires  
 -PAR36: None, PAR36 lamp supplies connection via 1/4" quick connect or stud terminal


**REFLECTOR:** Highly polished specular aluminum

**WIRING:** Black 4 foot 18/2 zip cord from base of fixture  
 For 25 foot 16/2 fixture lead wire add -25F to catalog number.

**CONNECTION:** FA-05 Quick Connector (not supplied) from fixture to main cable  
 (12/2, 10/2 or 8/2 only)

**FINISH:** Composite - Bronze  
 Aluminum Lens Holder/Grate - Black texture polyester powder coat; optional finishes available  
 Brass Lens Holder/Grate - Unfinished brass; optional finishes available

**120 VOLT INTEGRAL TRANSFORMER MODELS AVAILABLE, ADD -T TO CATALOG NUMBER**  
**FEATURES 120V INPUT, 12V OUTPUT/75W MAX, DIMMABLE (LINE SIDE)**  
**NOT FOR USE WITH LED LAMPS**



SL-20-MDLPAR36



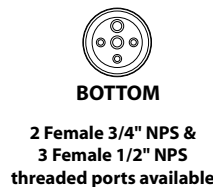
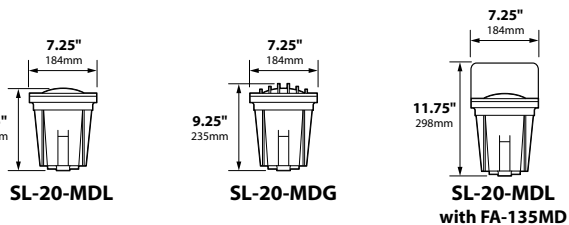
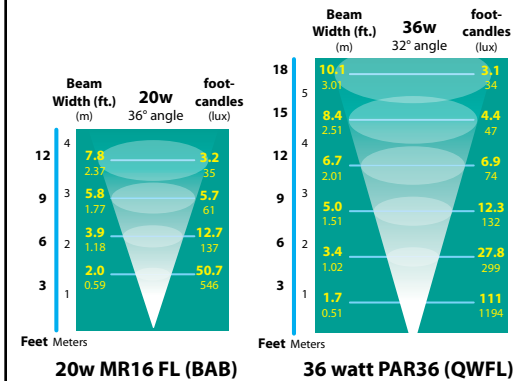
SL-20-MDGPAR36

## ORDERING INFORMATION

CATALOG NO.	DESCRIPTION	LAMP SUPPLIED	SHIP WEIGHT
SL-20-MDLMR16	Well Light, Composite Lens Holder	20w MR16 FL(BAB)	4.0 lbs.
SL-20-MDLMR16-BLT	Well Light, Aluminum Lens Holder	20w MR16 FL(BAB)	4.0 lbs.
SL-20-MDLMR16-BRS	Well Light, Brass Lens Holder	20w MR16 FL(BAB)	4.0 lbs.
SL-20-MDGMR16	Well Light, Composite Grate	20w MR16 FL(BAB)	4.0 lbs.
SL-20-MDGMR16-BLT	Well Light, Aluminum Grate	20w MR16 FL(BAB)	4.0 lbs.
SL-20-MDGMR16-BRS	Well Light, Brass Grate	20w MR16 FL(BAB)	5.0 lbs.
SL-20-MDLPAR36	Well Light, Composite Lens Holder	36w PAR36 (QWFL)	4.0 lbs.
SL-20-MDLPAR36-BLT	Well Light, Aluminum Lens Holder	36w PAR36 (QWFL)	4.0 lbs.
SL-20-MDLPAR36-BRS	Well Light, Brass Lens Holder	36w PAR36 (QWFL)	4.0 lbs.
SL-20-MDGPAR36	Well Light, Composite Grate	36w PAR36 (QWFL)	4.0 lbs.
SL-20-MDGPAR36-BLT	Well Light, Aluminum Grate	36w PAR36 (QWFL)	4.0 lbs.
SL-20-MDGPAR36-BRS	Well Light, Brass Grate	36w PAR36 (QWFL)	5.0 lbs.



## LIGHT DISTRIBUTIONS AND PHOTOMETRICS



## ACCESSORIES

CATALOG NO.	DESCRIPTION
FA-133MD-BLT / -BRS	Cast Aluminum or Brass Lens Holder
FA-134MD-BLT / -BRS	Cast Aluminum or Brass Grate
FA-135MD-BLT / -BRS	Stamped Aluminum or Brass Eyebrow
FA-08-SL20MD	Round 1/4" Mini Cell Louver
FA-10-SL20MDAMBER	Flat Amber Tempered Glass Lens
FA-10-SL20MDBLUE	Flat Blue Tempered Glass Lens
FA-10-SL20MDGREEN	Flat Green Tempered Glass Lens
FA-10-SL20MDRED	Flat Red Tempered Glass Lens
FA-FORM-SL20MD	Concrete form for SL-20-SM Series

## JOB INFORMATION

Type: \_\_\_\_\_ Date: \_\_\_\_\_

Job Name: \_\_\_\_\_

Cat. No.: \_\_\_\_\_

Lamp(s): \_\_\_\_\_

Specifier: \_\_\_\_\_

Contractor: \_\_\_\_\_

Notes: \_\_\_\_\_

FOCUS INDUSTRIES INC.  
 25301 COMMERCENTRE DRIVE  
 LAKE FOREST, CA 92630  
 www.focusindustries.com  
 sales@focusindustries.com  
 (949) 830-1350 • FAX (949) 830-3390

Powder Coat Finishes	Black Texture (Standard)	Antique Verde	Bronze Texture	Camel	White Texture	Hunter Texture	Rust	Weathered Iron	Weathered Brown	Stucco	Rubbed Verde	Chrome Powder	Terra Cotta
Ordering Code	-BLT	-ATV	-BRT	-CAM	-WTX	-HTX	-RST	-WIR	-WBR	-STU	-RBV	-CPR	-TRC